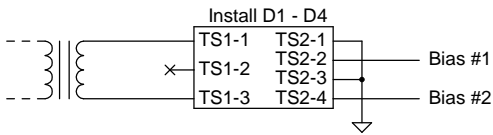
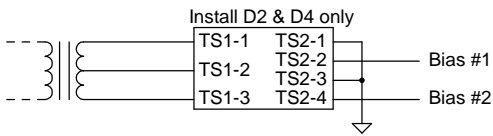


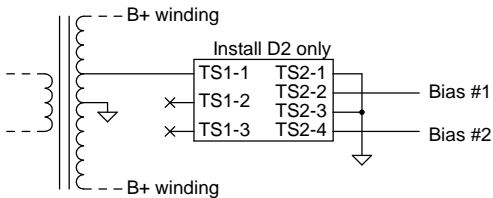
Full-wave bridge, isolated winding



Full-wave CT, isolated winding



Half-wave using bias tap on common winding



Values shown for output range of -50V to -80V

For other output ranges:

$$V_{OUT1} = 2.5 * ((R8 / (R7 + RV2)) + 1)$$

$$V_{OUT2} = 2.5 * ((R3 / (R5 + RV1)) + 1)$$

© 2015 Pete Millett  
www.pmillett.com

## Dual Bias Supply

TITLE: bias

Document Number:

REV:

Date: 2/6/2015 10:21:39 AM

Sheet: 1/1